








Kelvin Grove Year 3 Home Learning – Week commencing Monday 18<sup>th</sup> January 2021

Day	Reading 	Writing 	Maths 	Handwriting, Spelling, Punctuation and Grammar 	The Wider Curriculum 
Monday 18 <sup>th</sup> January	Read the text – A New Pet  Answer the comprehension questions.	Recap the story of the Pigeon Impossible by watching the following clip <a href="https://www.youtube.com/watch?v=jEjUAnPc2VA">https://www.youtube.com/watch?v=jEjUAnPc2VA</a>  Use the pictures provided to sequence the main events from the story.	Our learning today is - Making equal groups(introduction)  Watch the teaching clip below: <a href="https://vimeo.com/480212026">https://vimeo.com/480212026</a>  Complete the worksheet attached.	Complete the handwriting sheet  Practise and complete the spelling sheet.	PHSCE: Positive thoughts diary – what a great learner I have been!
Tuesday 19 <sup>th</sup> January	Read the extract from Owl Babies and complete the work sheet.	To describe a character using expanded noun phrases. Watch this clip that explains what expanded Noun Phrases are: <a href="https://www.youtube.com/watch?v=XhwjS4zEZDM">https://www.youtube.com/watch?v=XhwjS4zEZDM</a>  Choose either the character of the spy or the pigeon or even both to do a character description.	We will continue our learning and understanding of equal and unequal groups.  Watch the teaching clip below: <a href="https://vimeo.com/488106597">https://vimeo.com/488106597</a>  Complete the worksheet provided.	Complete handwriting sheet  Practise and complete the spelling sheet.	
Wednesday 20 <sup>th</sup> January	Read the short extract from Jack and the beanstalk  Answer the comprehension questions about the text	To understand <b>time fronted adverbials</b> .  Go through this short clip to understand fronted adverbials. <a href="https://www.youtube.com/watch?v=Lk-Llc3dWA">https://www.youtube.com/watch?v=Lk-Llc3dWA</a>  Then have a look at the teaching example in your pack. Using the time fronted adverbials provided re-write the sentences on Pigeon Impossible using a fronted adverbial.	How do we make equal groups?  Watch the learning clip below: <a href="https://vimeo.com/488108584">https://vimeo.com/488108584</a>  Complete the activity sheet.	Complete Handwriting sheet.  Practise and complete the spelling sheet.	PE: Cosmic Yoga Please follow the link and join in with the cosmic yoga! Have fun! <a href="https://www.youtube.com/watch?v=XU1y7pX7dNo">https://www.youtube.com/watch?v=XU1y7pX7dNo</a>  PHSCE: To be able to discuss about things that worry us and put them in a list.  Follow the teaching slides and then complete the work sheet.
Thursday 21 <sup>st</sup> January	Read the non-fiction text on Sea Turtles.  Complete the comprehension activity sheet.	To gather thoughts, feelings and account in speech bubbles.  Imagine that you are a news reporter that was called to the scene. You will be interviewing all the people around the city that witnessed the event.  Using the speech bubbles given can you write what these characters would have said about how they felt and what they saw.	Our learning today – To understand how to add equal groups. This is an introduction linked to repeated addition.  Watch the teaching video below: <a href="https://vimeo.com/480212584">https://vimeo.com/480212584</a>  Complete the worksheet attached	Complete Handwriting sheet  Practise and complete the spelling sheet.	PHSCE: Continuing from yesterday's lesson you will now think about what you can do to cope with the worries  Go through the teaching slides and then complete the worksheet.



Kelvin Grove Year 3 Home Learning – Week commencing Monday 18<sup>th</sup> January 2021

<p>Friday 22<sup>nd</sup> January</p>	<p>Read the short extract from 'The Gruffalo' by Julia Donaldson.</p> <p>Answer the questions on the worksheet.</p>	<p>To write a witness statement.</p> <p>Go through the teaching sheets provided to understand what a witness statement is.</p> <p>Use the guidance to write a statement. You can use the speech bubbles you did yesterday.</p> <p>Remember you are writing a statement as a witness. Ex: Businessman, lady at the restaurant etc.</p> <p>You will be writing about the incident you witnessed between the pigeon and the spy.</p> <p>You could use the template with the sentence starters OR the blank template to help you write it.</p> <p>There is a word bank that has been provided to support you with your learning.</p>	<p>To continue to add equal groups.</p> <p>Watch the teaching clip:</p> <p><a href="https://vimeo.com/488110327">https://vimeo.com/488110327</a></p> <p>Complete the worksheet attached.</p>	<p>Complete Handwriting sheet.</p> <p>Practise and complete the spelling sheet.</p>	<p>SCIENCE: Continuing from the Science we have been learning so far We will be looking at reflective materials and what reflection is.</p> <p>Watch the clips to help you with your understanding.</p> <p>Clip 1:What is Reflection?</p> <p><a href="https://www.bbc.co.uk/bitesize/clips/zqg3cdm">https://www.bbc.co.uk/bitesize/clips/zqg3cdm</a></p> <p>Clip 2: Reflective Materials (Seeing in the dark)</p> <p><a href="https://www.bbc.co.uk/bitesize/clips/zs3ygk7">https://www.bbc.co.uk/bitesize/clips/zs3ygk7</a></p> <p>Complete the sorting worksheet.</p>
---------------------------------------	---	--	--	---	---