

Evouchers › I'm a school › Helping parents

How to claim your voucher (via a link)

Updated 1 year ago

Have more questions? [Submit a request](#)

This article explains how to claim a voucher using a redeem link.

Step 1

Click on the link received

Evoucher 



Evouchers

to Charlotte

Dear Parent,

Please use the link below to claim your voucher:

<https://evouchers.com/collect/94a9a698-6421-4b3c-9e9d-d1cbc50b05bc>


Kind Regards
Furlong School

 Reply

 Forward

Step 2

Enter your email address or mobile number to claim your voucher



Evouchers

£1.00 voucher from Furlong School

Enter your **email address** or **mobile number** to claim your voucher

Email address or mobile number

Continue

Step 3

Confirm your details if you are new to Evouchers, to create your account



You're new here!
Please provide a few additional details

First name

Last name

Email address

Mobile number

☐ I agree to the [terms and conditions](#) and [privacy policy](#).

Save and continue

Step 4

You will then be sent a secure login link to your email address to access your account.



Evouchers

Please check your inbox as we've
sent you a secure link to login!

[Back to login](#)

Step 5

Click on the link within your email

Please confirm your email address to claim your voucher.

Confirm email address

This email is intended for you. Please don't share it with anyone. The link will expire shortly.


Copyright © Evouchers.com. All rights reserved


Step 6

Choose the retailer you would like your voucher for

Please note - once selected this cannot be changed


To view which ones can be spent online, click [HERE](#)


 **Evouchers**





Your voucher

Please select your voucher

 ASDA

 Sainsbury's

 **Tesco**


 Waitrose

☒ Once confirmed you will be unable to make any further changes.

Confirm

Step 7

Click 'View Voucher'




Step 8

You now have your voucher to be spent in your supermarket of choice.



Your Tesco Digital Gift Card.



CARD NUMBER

5045 0750 1456 5916 088

PIN

9694

**Gift card value: £1.00**

Please keep your digital gift card number secure. Your card number is unique and the total value can only be redeemed once.



Check my Tesco Gift Card Balance

[Check balance >](#)

Spending in store

- You can spend your Tesco Digital Gift Card at any UK Tesco store
- You cannot redeem your digital gift card in Tesco Petrol Stations
- To spend in store, present the digital gift card barcode from your handheld device for the Tesco colleague to scan
- Alternatively, print it out and present at the till with the barcode clearly visible
- You can also add your Tesco Gift Card to Apple Pay. Simply follow the steps to check your balance online and once complete, you'll be prompted with an 'Add to Wallet' icon to store your Tesco Gift Card on Apple Pay
- If the barcode does not scan then a Tesco colleague can manually enter the digital gift card number (19 digits) and pin (4 digits)

Terms & Conditions

- Treat this digital gift card like cash, lost or stolen digital gift cards cannot be replaced
- Redeem at any UK Tesco store. Excludes purchases from Tesco Petrol Stations
- You can check your available balance at any Tesco store or by calling [03450 757 757](tel:03450757757)
- Tesco's change of mind policy does not apply to gift cards. If you change your mind, they cannot be returned for a refund. Your legal rights are not affected
- The card and balance will expire five years from purchase or last card use. Damaged, altered or cancelled cards will not be accepted

To check the balance on your voucher click [HERE](#)