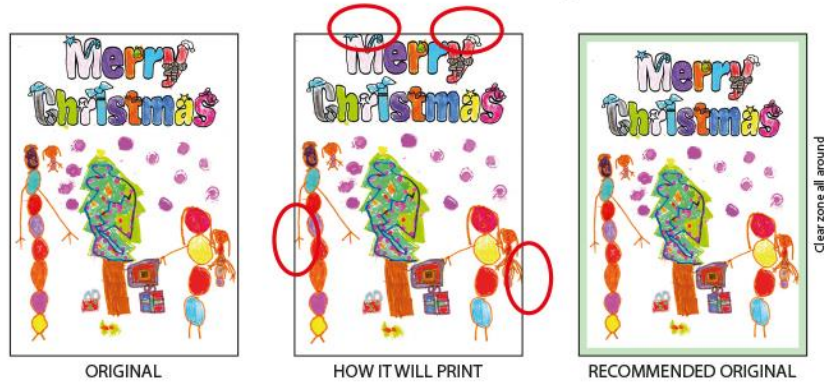


Teacher Design Instructions


Use the blank side of the design sheet to create the artwork on.

Ensure the children's drawings fill the whole page, painting a coloured wash for a background delivers a very effective end result, but don't make it too faint.


Do not draw too close to the edges



Do not use faint coloured backgrounds



Do not use light coloured pencils or graphite pencil



Do not use single small hand or footprints – add a background

X

✓



<p>If using hand / foot prints designs, do not just use a single one in the middle of the page, the designs are shrunk to fit an A6 card (smaller on some of the gift products) and the final design will end up with a lot of white – use multiple prints or add something else to the design.</p>
<p>Be aware if you draw a border on the page this will show up on the final design, so either use very light pencil and rub it out or create a border that becomes part of the design.</p>
<p>The design can be portrait or landscape just ensure one of the 4 boxes is ticked to indicate the top of the design (sometimes it is not very clear 😊)</p>
<p>If you would like to use a template for younger children these can be photocopied onto the forms.</p>

<p>Do not stick anything onto the designs – especially bulky items e.g. googly eyes, cotton wool balls etc. the forms are fed through a scanner and these items also tend to fall off.</p>	<p>X</p>
<p>For best results the designs should be bright and colourful – use paint / coloured pens, crayons – pale pastel pencils do not show up well. Bright & Bold = Beautiful.</p>	
<p>Do not use glitter – not only can this can rub off onto other artwork it has to be scanned separately to avoid damaging the scanners.</p>	<p>X</p>
<p>Do not use metallic paint or pens - these do not show up on the final products – i.e. silver will show as grey</p>	
<p>Do not staple or photocopy the forms</p>	



Finally..... thank you, we can't wait to see all the amazing designs for 2024

If you need inspiration have a look at some of the best designs from the last few years:
<https://www.iqcards.co.uk/iqgallery>